



ABJA POWER PRIVATE LIMITED

Regd. Office: 3rd Block, 5th Floor, "My Home Hub",
Madhapur, Hyderabad - 500 081. T.S., INDIA.
Ph: +91 40 6622 2700, Fax: +91 40 6613 9240
e-mail: abjapower@abjapower.com
Web: www.abjapower.com
CIN: U23200TG1998PTC029720

To
Deputy Chief (Legal)
Central Electricity regulatory Commission (CERC)
3RD & 4TH Floor, Chanderlok Building, 36, Janpath,
New Delhi -110001
E-mail : urprasad@cercind.gov.in; tdpant@cercind.gov.in

Date: 08.08.2022

Dear Sir,


- Sub: Submission of Affidavit for the month of July, 2022 – Reg.
Ref : 1) License No. 50/Trading License/2011/CERC dated 26th April 2011
2) CERC Order dated 15.06.2017 in Petition No.77/RC/2017.
3) CERC Order dated 03.12.2018 in Petition No.121/MP/2018.

As per CERC norms, we are furnishing the following summary sheet for July, 2022

Sl. No.	Formats	Type of transactions	Transaction Status/Contract information (Yes/No)
1	Form IV-A	Short-term Inter-State transactions of Electricity by Trading Licensees(RTC)	No/Nil
2	Form IV-B	Short-term Inter-State transactions of Electricity by Trading Licensees(Peak)	No/Nil
3	Form IV-C	Short-term Inter-State transactions of Electricity by Trading Licensees(Off-Peak)	No/Nil
4	Form IV-D	Long -term Inter-State transactions of Electricity by Trading Licensees	No/Nil
5	Form IV-E	Intra-State Transactions of Electricity by Trading Licensees	No/Nil
6	Form IV- F	Day Ahead Power Exchange Transactions of Electricity by Trading Licensees	Yes
7	Form IV-G	Term Ahead power Exchange Transactions of Electricity by Trading Licensees	No/Nil
8	Form IV-H	Renewable Energy Certificates (REC) Trading on power Exchange by Trading Licensees	Yes
9	Form IV-I	Open Position of Inter-State Electricity Contracts by Trading Licensees	No/Nil
10	Form IV-J	Details of Over the Counter (OTC) Contracts Executed by Electricity Traders in Inter-State Market	No/Nil
11	Form IV-K	Electricity transacted by Trading Licensees in Real Time Market on Power Exchanges	Yes
12	Form IV-L	Green Term Ahead Power Exchange Transactions of Electricity by Trading Licensees	No/Nil
13	Form IV-M	Energy Saving Certificates (ESCerts) Trading on Power Exchange by Trading Licensees	No/Nil
14	Form IV-N	Green Day Ahead Power Exchange Transactions of Electricity by Trading Licensees	Yes


We are submitting Notarized affidavit stating the same i.e. trading information for the month of July, 2022.

Thanking You,
Yours faithfully,
For Abja Power Private Limited



(P.K. Suresh Kumar) AGM – Commercial & Admin.





తెలంగాణ తెలంగాణ TELANGANA

30AA 467201

Sl.No.7865..... Date: 09-12-2021
SOLD TO : G. RAGHURAM,
S/O. G.S.ACHARYULU, R/O. HYD
FOR WHOM : M/S. ABJA POWER PVT. LTD., HYD

S.LAXMI NARAYANA
Licenced Stamp Vendor
Lic No. 16-11-002/2006, Ren.No. 16-11-052/2021
Off & Res. 6-3-392, Behind Panjagutta Police
Station, Panjagutta, Hyderabad (South) District.
Ph: 9989868579

BEFORE THE CENTRAL ELECTRICITY REGULATORY COMMISSION
NEW DELHI

Filing No ----- 2011

Case No ----- 2011

IN THE MATTER OF submission of monthly information in Form IV-A, B, C, D, E, F, G, H, I, J, K,L,M and Form IV-N in accordance with Regulation 9 (b) of Central Electricity Regulatory Commission Procedure, Terms & Conditions for grant of Trading License and other related matters Regulations 2009.

Applicant M/s. Abja Power Private Limited

AFFIDAVIT

P K Suresh Kumar, son of Late Shri K R D Nambair, aged 56 Years, residing at H. No. 5-9-470/2/66, Sai Krishna Enclave, Phase-II, Yapral, Malkajgiri, Secunderabad-500087 hereby solemnly affirm and state as follows:



1. I am working as Asst. General Manager (Commercial & Administration) in M/s. Abja Power Private Limited an Applicant/Petitioner in the above matter and I am duly authorized by the said Applicant/Petitioner to make this affidavit.
2. That in pursuance to Regulation 9 (b) of Central Electricity Regulatory Commission (Procedures, Terms & Conditions for grant of Trading License and other related matters) Regulations 2009 for inter-state Trading Licensees, the monthly information in IV-A,B,C,D,E,F,G,H,I,J,K,L,M and Form IV-N for the month of **July, 2022** in response of electricity transactions involving inter-state, Trading through Exchange, banking of power by the Application M/s. Abja Power Private limited (Formerly My Home Power Private limited) Forms **IV-A,B,C,D,E,G,I,J,L,M** stating "**No/NIL**" Report and attached filled Forms of **Form IV-F, Form IV-H, Form IV-K & Form IV-N** along with endorsement to all RLDCs and RPCs, which form part of this affidavit.
3. The monthly information in aforesaid Forms is accurate and authenticated. This is being submitted as per CERC Order dated 21.04.2011 in the matter of CERC Suo Moto Petition No. 115/2011.

P.K. Suresh Kumar

(DEPONENT)

VERIFICATION

Verified at **Hyderabad** on Date **08.08.2022**, that the contents of the above affidavit are accurate and authenticated and true to the best of my knowledge, no part of it is false and nothing material has been concealed therein.

P.K. Suresh Kumar

(DEPONENT)



P.V. Raghava Reddy
P.V. Raghava Reddy
B.A., LLB,
Advocate & Central Notary
R.P. Colony, Opp. Ambedkar Statue,
Jagadgirigutta, Hyd-37,
Regd No: 7591/09
Commission Expires 16/1/2024
Cell: 9396677445

Form IV-F

Day Ahead Power Exchange Transactions of Electricity by Trading Licensees

Name of the Trading Licensee : Abja Power Private Limited


Licence No. & Date

: 1) 50/Trading Licence/2011/CERC dated 26th April 2011
2) CERC Order dated 15.06.2017.Petition No.77/RC/2017.

Month


: July, 2022

Sr.No	Date of Delivery (DD/MM/YYYY)	Total Scheduled Volume (MUs) for each client	Purchased from		Sold to	
			Name of Seller/ Name of PX	State	Name of Buyer/ Name of PX	State
1	18-07-2022	0.00350	Indian Energy Exchange	Delhi	Sree Jayajothi Cements Private Limited	Andhra Pradesh
2	19-07-2022	0.00188	Indian Energy Exchange	Delhi	Sree Jayajothi Cements Private Limited	Andhra Pradesh
3	20-07-2022	0.00938	Indian Energy Exchange	Delhi	Sree Jayajothi Cements Private Limited	Andhra Pradesh
4	23-07-2022	0.00450	Indian Energy Exchange	Delhi	Sree Jayajothi Cements Private Limited	Andhra Pradesh
5	24-07-2022	0.01950	Indian Energy Exchange	Delhi	Sree Jayajothi Cements Private Limited	Andhra Pradesh
6	25-07-2022	0.00450	Indian Energy Exchange	Delhi	Sree Jayajothi Cements Private Limited	Andhra Pradesh
7	29-07-2022	0.00350	Indian Energy Exchange	Delhi	Sree Jayajothi Cements Private Limited	Andhra Pradesh
8	31-07-2022	0.01138	Indian Energy Exchange	Delhi	Sree Jayajothi Cements Private Limited	Andhra Pradesh
9	01-07-2022	0.13920	Dhrudesh Metasteel Private Limited	Karnataka	Indian Energy Exchange	Delhi
10	02-07-2022	0.12000	Dhrudesh Metasteel Private Limited	Karnataka	Indian Energy Exchange	Delhi
11	03-07-2022	0.04800	Dhrudesh Metasteel Private Limited	Karnataka	Indian Energy Exchange	Delhi
12	04-07-2022	0.02400	Dhrudesh Metasteel Private Limited	Karnataka	Indian Energy Exchange	Delhi
13	05-07-2022	0.02400	Dhrudesh Metasteel Private Limited	Karnataka	Indian Energy Exchange	Delhi
14	06-07-2022	0.02400	Dhrudesh Metasteel Private Limited	Karnataka	Indian Energy Exchange	Delhi
15	07-07-2022	0.02400	Dhrudesh Metasteel Private Limited	Karnataka	Indian Energy Exchange	Delhi
16	08-07-2022	0.02400	Dhrudesh Metasteel Private Limited	Karnataka	Indian Energy Exchange	Delhi
17	09-07-2022	0.02400	Dhrudesh Metasteel Private Limited	Karnataka	Indian Energy Exchange	Delhi
18	10-07-2022	0.02400	Dhrudesh Metasteel Private Limited	Karnataka	Indian Energy Exchange	Delhi
19	11-07-2022	0.02400	Dhrudesh Metasteel Private Limited	Karnataka	Indian Energy Exchange	Delhi
20	12-07-2022	0.02400	Dhrudesh Metasteel Private Limited	Karnataka	Indian Energy Exchange	Delhi
21	13-07-2022	0.02160	Dhrudesh Metasteel Private Limited	Karnataka	Indian Energy Exchange	Delhi
22	14-07-2022	0.01920	Dhrudesh Metasteel Private Limited	Karnataka	Indian Energy Exchange	Delhi




Handwritten signature

23	15-07-2022	0.01920	Dhruvdes Metasteel Private Limited	Karnataka	Indian Energy Exchange	Delhi
24	16-07-2022	0.01920	Dhruvdes Metasteel Private Limited	Karnataka	Indian Energy Exchange	Delhi
25	17-07-2022	0.01920	Dhruvdes Metasteel Private Limited	Karnataka	Indian Energy Exchange	Delhi
26	18-07-2022	0.01920	Dhruvdes Metasteel Private Limited	Karnataka	Indian Energy Exchange	Delhi
27	19-07-2022	0.01920	Dhruvdes Metasteel Private Limited	Karnataka	Indian Energy Exchange	Delhi
28	20-07-2022	0.01920	Dhruvdes Metasteel Private Limited	Karnataka	Indian Energy Exchange	Delhi
29	21-07-2022	0.01680	Dhruvdes Metasteel Private Limited	Karnataka	Indian Energy Exchange	Delhi
30	22-07-2022	0.00240	Dhruvdes Metasteel Private Limited	Karnataka	Indian Energy Exchange	Delhi
31	23-07-2022	0.00240	Dhruvdes Metasteel Private Limited	Karnataka	Indian Energy Exchange	Delhi
32	24-07-2022	0.00240	Dhruvdes Metasteel Private Limited	Karnataka	Indian Energy Exchange	Delhi
33	25-07-2022	0.00240	Dhruvdes Metasteel Private Limited	Karnataka	Indian Energy Exchange	Delhi
34	26-07-2022	0.00240	Dhruvdes Metasteel Private Limited	Karnataka	Indian Energy Exchange	Delhi
35	27-07-2022	0.00240	Dhruvdes Metasteel Private Limited	Karnataka	Indian Energy Exchange	Delhi
36	28-07-2022	0.00880	Dhruvdes Metasteel Private Limited	Karnataka	Indian Energy Exchange	Delhi
37	29-07-2022	0.01200	Dhruvdes Metasteel Private Limited	Karnataka	Indian Energy Exchange	Delhi
38	30-07-2022	0.01200	Dhruvdes Metasteel Private Limited	Karnataka	Indian Energy Exchange	Delhi
39	31-07-2022	0.01200	Dhruvdes Metasteel Private Limited	Karnataka	Indian Energy Exchange	Delhi
40	17-Jul-22	0.05040	Maithan Ispat Limited	Orissa	Indian Energy Exchange	Delhi
41	18-Jul-22	0.05040	Maithan Ispat Limited	Orissa	Indian Energy Exchange	Delhi
42	19-07-2022	0.05040	Maithan Ispat Limited	Orissa	Indian Energy Exchange	Delhi
43	20-07-2022	0.05040	Maithan Ispat Limited	Orissa	Indian Energy Exchange	Delhi
44	26-07-2022	0.04800	Maithan Ispat Limited	Orissa	Indian Energy Exchange	Delhi
45	27-07-2022	0.04800	Maithan Ispat Limited	Orissa	Indian Energy Exchange	Delhi
46	04-07-2022	0.02750	My Home Industries Private Limited (SPT 351)	Telangana	Indian Energy Exchange	Delhi
47	05-07-2022	0.00521	My Home Industries Private Limited (SPT 351)	Telangana	Indian Energy Exchange	Delhi
48	07-07-2022	0.01038	My Home Industries Private Limited (SPT 351)	Telangana	Indian Energy Exchange	Delhi
49	08-07-2022	0.00350	My Home Industries Private Limited (SPT 351)	Telangana	Indian Energy Exchange	Delhi
50	09-07-2022	0.00188	My Home Industries Private Limited (SPT 351)	Telangana	Indian Energy Exchange	Delhi
51	10-07-2022	0.03575	My Home Industries Private Limited (SPT 351)	Telangana	Indian Energy Exchange	Delhi
52	11-07-2022	0.02519	My Home Industries Private Limited (SPT 351)	Telangana	Indian Energy Exchange	Delhi
53	12-07-2022	0.02125	My Home Industries Private Limited (SPT 351)	Telangana	Indian Energy Exchange	Delhi
54	13-07-2022	0.02363	My Home Industries Private Limited (SPT 351)	Telangana	Indian Energy Exchange	Delhi



P.K. Suresh Kumar

55	14-07-2022	0.04629	My Home Industries Private Limited (SPT 351)	Telangana	Indian Energy Exchange	Delhi
56	15-07-2022	0.03365	My Home Industries Private Limited (SPT 351)	Telangana	Indian Energy Exchange	Delhi
57	16-07-2022	0.02284	My Home Industries Private Limited (SPT 351)	Telangana	Indian Energy Exchange	Delhi
58	17-07-2022	0.05000	My Home Industries Private Limited (SPT 351)	Telangana	Indian Energy Exchange	Delhi
59	18-07-2022	0.01927	My Home Industries Private Limited (SPT 351)	Telangana	Indian Energy Exchange	Delhi
60	19-07-2022	0.00375	My Home Industries Private Limited (SPT 351)	Telangana	Indian Energy Exchange	Delhi
61	20-07-2022	0.01625	My Home Industries Private Limited (SPT 351)	Telangana	Indian Energy Exchange	Delhi
62	21-07-2022	0.01625	My Home Industries Private Limited (SPT 351)	Telangana	Indian Energy Exchange	Delhi
63	22-07-2022	0.01125	My Home Industries Private Limited (SPT 351)	Telangana	Indian Energy Exchange	Delhi
64	23-07-2022	0.00826	My Home Industries Private Limited (SPT 351)	Telangana	Indian Energy Exchange	Delhi
65	24-07-2022	0.04000	My Home Industries Private Limited (SPT 351)	Telangana	Indian Energy Exchange	Delhi
66	25-07-2022	0.00750	My Home Industries Private Limited (SPT 351)	Telangana	Indian Energy Exchange	Delhi
67	26-07-2022	0.00625	My Home Industries Private Limited (SPT 351)	Telangana	Indian Energy Exchange	Delhi
68	27-07-2022	0.00625	My Home Industries Private Limited (SPT 351)	Telangana	Indian Energy Exchange	Delhi
69	28-07-2022	0.00750	My Home Industries Private Limited (SPT 351)	Telangana	Indian Energy Exchange	Delhi
70	29-07-2022	0.00625	My Home Industries Private Limited (SPT 351)	Telangana	Indian Energy Exchange	Delhi
71	31-07-2022	0.02706	My Home Industries Private Limited (SPT 351)	Telangana	Indian Energy Exchange	Delhi
72	01-07-2022	0.05936	Indian Energy Exchange	Delhi	Rayalseema Industries (India) Private Limited	Telangana
73	02-07-2022	0.01575	Indian Energy Exchange	Delhi	Rayalseema Industries (India) Private Limited	Telangana
74	03-07-2022	0.05891	Indian Energy Exchange	Delhi	Rayalseema Industries (India) Private Limited	Telangana
75	04-07-2022	0.03325	Indian Energy Exchange	Delhi	Rayalseema Industries (India) Private Limited	Telangana
76	05-07-2022	0.01400	Indian Energy Exchange	Delhi	Rayalseema Industries (India) Private Limited	Telangana
77	07-07-2022	0.01985	Indian Energy Exchange	Delhi	Rayalseema Industries (India) Private Limited	Telangana
78	08-07-2022	0.00700	Indian Energy Exchange	Delhi	Rayalseema Industries (India) Private Limited	Telangana
79	09-07-2022	0.00875	Indian Energy Exchange	Delhi	Rayalseema Industries (India) Private Limited	Telangana
80	10-07-2022	0.08400	Indian Energy Exchange	Delhi	Rayalseema Industries (India) Private Limited	Telangana
81	11-07-2022	0.03315	Indian Energy Exchange	Delhi	Rayalseema Industries (India) Private Limited	Telangana
82	12-07-2022	0.02800	Indian Energy Exchange	Delhi	Rayalseema Industries (India) Private Limited	Telangana



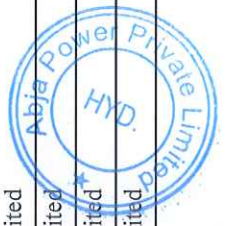
P.K. Suresh Kumar

83	13-07-2022	0.06650	Indian Energy Exchange	Delhi	Rayalaseema Industries (India) Private Limited	Telangana
84	14-07-2022	0.05169	Indian Energy Exchange	Delhi	Rayalaseema Industries (India) Private Limited	Telangana
85	15-07-2022	0.04089	Indian Energy Exchange	Delhi	Rayalaseema Industries (India) Private Limited	Telangana
86	16-07-2022	0.02975	Indian Energy Exchange	Delhi	Rayalaseema Industries (India) Private Limited	Telangana
87	17-07-2022	0.07000	Indian Energy Exchange	Delhi	Rayalaseema Industries (India) Private Limited	Telangana
88	18-07-2022	0.02450	Indian Energy Exchange	Delhi	Rayalaseema Industries (India) Private Limited	Telangana
89	19-07-2022	0.00525	Indian Energy Exchange	Delhi	Rayalaseema Industries (India) Private Limited	Telangana
90	20-07-2022	0.02100	Indian Energy Exchange	Delhi	Rayalaseema Industries (India) Private Limited	Telangana
91	21-07-2022	0.01804	Indian Energy Exchange	Delhi	Rayalaseema Industries (India) Private Limited	Telangana
92	22-07-2022	0.01575	Indian Energy Exchange	Delhi	Rayalaseema Industries (India) Private Limited	Telangana
93	23-07-2022	0.01050	Indian Energy Exchange	Delhi	Rayalaseema Industries (India) Private Limited	Telangana
94	24-07-2022	0.05600	Indian Energy Exchange	Delhi	Rayalaseema Industries (India) Private Limited	Telangana
95	25-07-2022	0.01050	Indian Energy Exchange	Delhi	Rayalaseema Industries (India) Private Limited	Telangana
96	26-07-2022	0.00875	Indian Energy Exchange	Delhi	Rayalaseema Industries (India) Private Limited	Telangana
97	27-07-2022	0.00700	Indian Energy Exchange	Delhi	Rayalaseema Industries (India) Private Limited	Telangana
98	28-07-2022	0.01050	Indian Energy Exchange	Delhi	Rayalaseema Industries (India) Private Limited	Telangana
99	29-07-2022	0.00875	Indian Energy Exchange	Delhi	Rayalaseema Industries (India) Private Limited	Telangana
100	31-07-2022	0.03555	Indian Energy Exchange	Delhi	Rayalaseema Industries (India) Private Limited	Telangana
101	01-07-2022	0.09921	Indian Energy Exchange	Delhi	Scan Energy & Power Limited	Telangana
102	02-07-2022	0.02633	Indian Energy Exchange	Delhi	Scan Energy & Power Limited	Telangana
103	03-07-2022	0.09847	Indian Energy Exchange	Delhi	Scan Energy & Power Limited	Telangana
104	04-07-2022	0.05558	Indian Energy Exchange	Delhi	Scan Energy & Power Limited	Telangana
105	05-07-2022	0.02340	Indian Energy Exchange	Delhi	Scan Energy & Power Limited	Telangana
106	07-07-2022	0.03318	Indian Energy Exchange	Delhi	Scan Energy & Power Limited	Telangana
107	08-07-2022	0.01170	Indian Energy Exchange	Delhi	Scan Energy & Power Limited	Telangana
108	09-07-2022	0.01463	Indian Energy Exchange	Delhi	Scan Energy & Power Limited	Telangana
109	10-07-2022	0.14040	Indian Energy Exchange	Delhi	Scan Energy & Power Limited	Telangana
110	11-07-2022	0.05541	Indian Energy Exchange	Delhi	Scan Energy & Power Limited	Telangana
111	12-07-2022	0.04680	Indian Energy Exchange	Delhi	Scan Energy & Power Limited	Telangana
112	13-07-2022	0.11115	Indian Energy Exchange	Delhi	Scan Energy & Power Limited	Telangana
113	14-07-2022	0.08640	Indian Energy Exchange	Delhi	Scan Energy & Power Limited	Telangana



P.K. Suresh Kumar

114	15-07-2022	0.06833	Indian Energy Exchange	Delhi	Scan Energy & Power Limited	Telangana
115	16-07-2022	0.04973	Indian Energy Exchange	Delhi	Scan Energy & Power Limited	Telangana
116	17-07-2022	0.11700	Indian Energy Exchange	Delhi	Scan Energy & Power Limited	Telangana
117	18-07-2022	0.04095	Indian Energy Exchange	Delhi	Scan Energy & Power Limited	Telangana
118	19-07-2022	0.00878	Indian Energy Exchange	Delhi	Scan Energy & Power Limited	Telangana
119	20-07-2022	0.03510	Indian Energy Exchange	Delhi	Scan Energy & Power Limited	Telangana
120	21-07-2022	0.03014	Indian Energy Exchange	Delhi	Scan Energy & Power Limited	Telangana
121	22-07-2022	0.02633	Indian Energy Exchange	Delhi	Scan Energy & Power Limited	Telangana
122	23-07-2022	0.01755	Indian Energy Exchange	Delhi	Scan Energy & Power Limited	Telangana
123	24-07-2022	0.09360	Indian Energy Exchange	Delhi	Scan Energy & Power Limited	Telangana
124	25-07-2022	0.01755	Indian Energy Exchange	Delhi	Scan Energy & Power Limited	Telangana
125	26-07-2022	0.01463	Indian Energy Exchange	Delhi	Scan Energy & Power Limited	Telangana
126	27-07-2022	0.01170	Indian Energy Exchange	Delhi	Scan Energy & Power Limited	Telangana
127	28-07-2022	0.01755	Indian Energy Exchange	Delhi	Scan Energy & Power Limited	Telangana
128	29-07-2022	0.01463	Indian Energy Exchange	Delhi	Scan Energy & Power Limited	Telangana
129	31-07-2022	0.05941	Indian Energy Exchange	Delhi	Scan Energy & Power Limited	Telangana
130	01-07-2022	0.01000	Indian Energy Exchange	Delhi	Dilip Rerolling Private Limited	Telangana
131	02-07-2022	0.00600	Indian Energy Exchange	Delhi	Dilip Rerolling Private Limited	Telangana
132	03-07-2022	0.02700	Indian Energy Exchange	Delhi	Dilip Rerolling Private Limited	Telangana
133	04-07-2022	0.00700	Indian Energy Exchange	Delhi	Dilip Rerolling Private Limited	Telangana
134	05-07-2022	0.00600	Indian Energy Exchange	Delhi	Dilip Rerolling Private Limited	Telangana
135	07-07-2022	0.00100	Indian Energy Exchange	Delhi	Dilip Rerolling Private Limited	Telangana
136	08-07-2022	0.00006	Indian Energy Exchange	Delhi	Dilip Rerolling Private Limited	Telangana
137	09-07-2022	0.00100	Indian Energy Exchange	Delhi	Dilip Rerolling Private Limited	Telangana
138	10-07-2022	0.04070	Indian Energy Exchange	Delhi	Dilip Rerolling Private Limited	Telangana
139	11-07-2022	0.01464	Indian Energy Exchange	Delhi	Dilip Rerolling Private Limited	Telangana
140	12-07-2022	0.00800	Indian Energy Exchange	Delhi	Dilip Rerolling Private Limited	Telangana
141	13-07-2022	0.02112	Indian Energy Exchange	Delhi	Dilip Rerolling Private Limited	Telangana
142	14-07-2022	0.01300	Indian Energy Exchange	Delhi	Dilip Rerolling Private Limited	Telangana
143	15-07-2022	0.00600	Indian Energy Exchange	Delhi	Dilip Rerolling Private Limited	Telangana
144	16-07-2022	0.01100	Indian Energy Exchange	Delhi	Dilip Rerolling Private Limited	Telangana
145	17-07-2022	0.03359	Indian Energy Exchange	Delhi	Dilip Rerolling Private Limited	Telangana



A.K. Senthil Kumar

146	18-07-2022	0.00321	Indian Energy Exchange	Delhi	Dilip Rerolling Private Limited	Telangana
147	20-07-2022	0.00500	Indian Energy Exchange	Delhi	Dilip Rerolling Private Limited	Telangana
148	21-07-2022	0.00600	Indian Energy Exchange	Delhi	Dilip Rerolling Private Limited	Telangana
149	22-07-2022	0.00500	Indian Energy Exchange	Delhi	Dilip Rerolling Private Limited	Telangana
150	24-07-2022	0.02100	Indian Energy Exchange	Delhi	Dilip Rerolling Private Limited	Telangana
151	31-07-2022	0.01156	Indian Energy Exchange	Delhi	Dilip Rerolling Private Limited	Telangana
152	01-07-2022	0.11475	Indian Energy Exchange	Delhi	Radha Smelters Private Limited	Telangana
153	02-07-2022	0.03400	Indian Energy Exchange	Delhi	Radha Smelters Private Limited	Telangana
154	03-07-2022	0.13175	Indian Energy Exchange	Delhi	Radha Smelters Private Limited	Telangana
155	04-07-2022	0.03825	Indian Energy Exchange	Delhi	Radha Smelters Private Limited	Telangana
156	05-07-2022	0.02550	Indian Energy Exchange	Delhi	Radha Smelters Private Limited	Telangana
157	07-07-2022	0.00850	Indian Energy Exchange	Delhi	Radha Smelters Private Limited	Telangana
158	08-07-2022	0.00425	Indian Energy Exchange	Delhi	Radha Smelters Private Limited	Telangana
159	09-07-2022	0.00425	Indian Energy Exchange	Delhi	Radha Smelters Private Limited	Telangana
160	10-07-2022	0.19125	Indian Energy Exchange	Delhi	Radha Smelters Private Limited	Telangana
161	11-07-2022	0.06800	Indian Energy Exchange	Delhi	Radha Smelters Private Limited	Telangana
162	12-07-2022	0.05950	Indian Energy Exchange	Delhi	Radha Smelters Private Limited	Telangana
163	13-07-2022	0.12424	Indian Energy Exchange	Delhi	Radha Smelters Private Limited	Telangana
164	14-07-2022	0.11475	Indian Energy Exchange	Delhi	Radha Smelters Private Limited	Telangana
165	15-07-2022	0.08916	Indian Energy Exchange	Delhi	Radha Smelters Private Limited	Telangana
166	16-07-2022	0.06375	Indian Energy Exchange	Delhi	Radha Smelters Private Limited	Telangana
167	17-07-2022	0.16575	Indian Energy Exchange	Delhi	Radha Smelters Private Limited	Telangana
168	18-07-2022	0.05525	Indian Energy Exchange	Delhi	Radha Smelters Private Limited	Telangana
169	20-07-2022	0.04250	Indian Energy Exchange	Delhi	Radha Smelters Private Limited	Telangana
170	21-07-2022	0.02975	Indian Energy Exchange	Delhi	Radha Smelters Private Limited	Telangana
171	22-07-2022	0.02550	Indian Energy Exchange	Delhi	Radha Smelters Private Limited	Telangana
172	23-07-2022	0.01275	Indian Energy Exchange	Delhi	Radha Smelters Private Limited	Telangana
173	24-07-2022	0.12750	Indian Energy Exchange	Delhi	Radha Smelters Private Limited	Telangana
174	25-07-2022	0.01700	Indian Energy Exchange	Delhi	Radha Smelters Private Limited	Telangana
175	27-07-2022	0.00425	Indian Energy Exchange	Delhi	Radha Smelters Private Limited	Telangana
176	31-07-2022	0.07225	Indian Energy Exchange	Delhi	Radha Smelters Private Limited	Telangana
177	03-07-2022	0.05108	Indian Energy Exchange	Delhi	My Home Industries Pvt. Ltd. (TGU)	Tamilnadu



Abia Power

178	05-07-2022	0.00863	Indian Energy Exchange	Delhi	My Home Industries Pvt. Ltd. (TGU)	Tamilnadu
179	07-07-2022	0.02979	Indian Energy Exchange	Delhi	My Home Industries Pvt. Ltd. (TGU)	Tamilnadu
180	10-07-2022	0.06210	Indian Energy Exchange	Delhi	My Home Industries Pvt. Ltd. (TGU)	Tamilnadu
181	12-07-2022	0.01725	Indian Energy Exchange	Delhi	My Home Industries Pvt. Ltd. (TGU)	Tamilnadu
182	14-07-2022	0.04184	Indian Energy Exchange	Delhi	My Home Industries Pvt. Ltd. (TGU)	Tamilnadu
183	15-07-2022	0.04140	Indian Energy Exchange	Delhi	My Home Industries Pvt. Ltd. (TGU)	Tamilnadu
184	16-07-2022	0.04140	Indian Energy Exchange	Delhi	My Home Industries Pvt. Ltd. (TGU)	Tamilnadu
185	17-07-2022	0.06728	Indian Energy Exchange	Delhi	My Home Industries Pvt. Ltd. (TGU)	Tamilnadu
186	20-07-2022	0.04046	Indian Energy Exchange	Delhi	My Home Industries Pvt. Ltd. (TGU)	Tamilnadu
187	22-07-2022	0.03105	Indian Energy Exchange	Delhi	My Home Industries Pvt. Ltd. (TGU)	Tamilnadu
188	24-07-2022	0.06210	Indian Energy Exchange	Delhi	My Home Industries Pvt. Ltd. (TGU)	Tamilnadu
189	25-07-2022	0.00345	Indian Energy Exchange	Delhi	My Home Industries Pvt. Ltd. (TGU)	Tamilnadu
190	27-07-2022	0.01338	Indian Energy Exchange	Delhi	My Home Industries Pvt. Ltd. (TGU)	Tamilnadu
191	29-07-2022	0.00345	Indian Energy Exchange	Delhi	My Home Industries Pvt. Ltd. (TGU)	Tamilnadu
192	31-07-2022	0.03795	Indian Energy Exchange	Delhi	My Home Industries Pvt. Ltd. (TGU)	Tamilnadu
193	03-07-2022	0.01821	Indian Energy Exchange	Delhi	My Home Industries private Limited (VSP 718)	Andhra Pradesh
194	04-07-2022	0.00580	Indian Energy Exchange	Delhi	My Home Industries private Limited (VSP 718)	Andhra Pradesh
195	05-07-2022	0.00505	Indian Energy Exchange	Delhi	My Home Industries private Limited (VSP 718)	Andhra Pradesh
196	10-07-2022	0.03663	Indian Energy Exchange	Delhi	My Home Industries private Limited (VSP 718)	Andhra Pradesh
197	17-07-2022	0.02858	Indian Energy Exchange	Delhi	My Home Industries private Limited (VSP 718)	Andhra Pradesh
198	18-07-2022	0.00263	Indian Energy Exchange	Delhi	My Home Industries private Limited (VSP 718)	Andhra Pradesh
199	23-07-2022	0.00315	Indian Energy Exchange	Delhi	My Home Industries private Limited (VSP 718)	Andhra Pradesh
200	24-07-2022	0.01643	Indian Energy Exchange	Delhi	My Home Industries private Limited (VSP 718)	Andhra Pradesh
201	25-07-2022	0.00315	Indian Energy Exchange	Delhi	My Home Industries private Limited (VSP 718)	Andhra Pradesh
202	26-07-2022	0.00263	Indian Energy Exchange	Delhi	My Home Industries private Limited (VSP 718)	Andhra Pradesh
203	29-07-2022	0.00263	Indian Energy Exchange	Delhi	My Home Industries private Limited (VSP 718)	Andhra Pradesh
		6.43203				Karnataka



P.K. Suresh Kumar

Note: Trading Margin shall be charged for each 15 minutes contract separately. However, the reporting shall be made on daywise basis in light of the large volume of data.

Sr.No	Name of the Client	IEX		PXIL	
		Margin charged when MCP is lesser than or equal to ₹/Kwh	Margin charged when MCP is greater than ₹/Kwh	Margin charged when MCP is lesser than or equal to ₹/Kwh	Margin charged when MCP is greater than ₹/Kwh
1	Radha Smelters Private Limited	≤ 0.005	≤ 0.005	N.A	N.A
2	Sree Jayajothi Cements Pvt. Ltd.	≤ 0.02	≤ 0.02	N.A	N.A
3	My Home Industries Pvt. Ltd. (TGU)	≤ 0.02	≤ 0.02	N.A	N.A
4	My Home Industries private Limited (VSP 718)	≤ 0.02	≤ 0.02	N.A	N.A
5	Dhruvdesh Metasteel Pvt. Ltd.	≤ 0.007	≤ 0.007	N.A	N.A
6	Dilip Rerolling Pvt. Ltd.	≤ 0.005	≤ 0.005	N.A	N.A
7	Scan Energy & Power	≤ 0.0016	≤ 0.0016	N.A	N.A
8	Rayalaseema Industries (India) Private Limited	≤ 0.0016	≤ 0.0016	N.A	N.A
9	Maithan Ispat Limited	≤ 0.01	≤ 0.01	N.A	N.A
10	My Home Industries Private Limited (SPT 351)	≤ 0.02	≤ 0.02	N.A	N.A



Dr. Suresh Kumar

Form IV K

Electricity transacted by Trading Licensees in Real Time Market on Power Exchanges

Name of Trading Licensee: **Abja Power Private Limited**

Month: **July, 2022**

Sr. No.	Date of Delivery	Total Scheduled Volume (MUs) for each client	Purchased From		Sold To	
			Name of Seller/ Name of PX	State	Name of Buyer/ Name of PX	State
1	03-07-2022	0.048000	Dhruvdes Metasteel Private Limited	Karnataka	Indian Energy Exchange	Delhi
2	04-07-2022	0.084000	Dhruvdes Metasteel Private Limited	Karnataka	Indian Energy Exchange	Delhi
3	01-07-2022	0.032175	Indian Energy Exchange	Delhi	Scan Energy & Power Limited	Telangana
4	02-07-2022	0.032175	Indian Energy Exchange	Delhi	Scan Energy & Power Limited	Telangana
5	03-07-2022	0.036075	Indian Energy Exchange	Delhi	Scan Energy & Power Limited	Telangana
6	05-07-2022	0.005850	Indian Energy Exchange	Delhi	Scan Energy & Power Limited	Telangana
7	06-07-2022	0.010760	Indian Energy Exchange	Delhi	Scan Energy & Power Limited	Telangana
8	08-07-2022	0.008775	Indian Energy Exchange	Delhi	Scan Energy & Power Limited	Telangana
9	09-07-2022	0.100088	Indian Energy Exchange	Delhi	Scan Energy & Power Limited	Telangana
10	10-07-2022	0.020475	Indian Energy Exchange	Delhi	Scan Energy & Power Limited	Telangana
11	11-07-2022	0.056863	Indian Energy Exchange	Delhi	Scan Energy & Power Limited	Telangana
12	12-07-2022	0.059025	Indian Energy Exchange	Delhi	Scan Energy & Power Limited	Telangana
13	13-07-2022	0.002925	Indian Energy Exchange	Delhi	Scan Energy & Power Limited	Telangana
14	14-07-2022	0.025825	Indian Energy Exchange	Delhi	Scan Energy & Power Limited	Telangana
15	15-07-2022	0.035950	Indian Energy Exchange	Delhi	Scan Energy & Power Limited	Telangana
16	16-07-2022	0.022480	Indian Energy Exchange	Delhi	Scan Energy & Power Limited	Telangana
17	17-07-2022	0.014625	Indian Energy Exchange	Delhi	Scan Energy & Power Limited	Telangana
18	18-07-2022	0.002925	Indian Energy Exchange	Delhi	Scan Energy & Power Limited	Telangana
19	19-07-2022	0.017550	Indian Energy Exchange	Delhi	Scan Energy & Power Limited	Telangana
20	20-07-2022	0.025893	Indian Energy Exchange	Delhi	Scan Energy & Power Limited	Telangana
21	21-07-2022	0.083925	Indian Energy Exchange	Delhi	Scan Energy & Power Limited	Telangana
22	22-07-2022	0.023400	Indian Energy Exchange	Delhi	Scan Energy & Power Limited	Telangana
23	23-07-2022	0.064350	Indian Energy Exchange	Delhi	Scan Energy & Power Limited	Telangana
24	24-07-2022	0.051380	Indian Energy Exchange	Delhi	Scan Energy & Power Limited	Telangana
25	25-07-2022	0.028188	Indian Energy Exchange	Delhi	Scan Energy & Power Limited	Telangana
26	26-07-2022	0.014625	Indian Energy Exchange	Delhi	Scan Energy & Power Limited	Telangana
27	29-07-2022	0.005850	Indian Energy Exchange	Delhi	Scan Energy & Power Limited	Telangana
28	30-07-2022	0.048243	Indian Energy Exchange	Delhi	Scan Energy & Power Limited	Telangana
29	31-07-2022	0.087685	Indian Energy Exchange	Delhi	Scan Energy & Power Limited	Telangana



P.K. Sankaranarayanan

30	01-07-2022	0.019250	Indian Energy Exchange	Delhi	Rayalaseema Industries (India) Private Limited	Telangana
31	02-07-2022	0.019250	Indian Energy Exchange	Delhi	Rayalaseema Industries (India) Private Limited	Telangana
32	03-07-2022	0.021600	Indian Energy Exchange	Delhi	Rayalaseema Industries (India) Private Limited	Telangana
33	05-07-2022	0.003500	Indian Energy Exchange	Delhi	Rayalaseema Industries (India) Private Limited	Telangana
34	06-07-2022	0.006438	Indian Energy Exchange	Delhi	Rayalaseema Industries (India) Private Limited	Telangana
35	08-07-2022	0.005250	Indian Energy Exchange	Delhi	Rayalaseema Industries (India) Private Limited	Telangana
36	09-07-2022	0.059883	Indian Energy Exchange	Delhi	Rayalaseema Industries (India) Private Limited	Telangana
37	10-07-2022	0.012250	Indian Energy Exchange	Delhi	Rayalaseema Industries (India) Private Limited	Telangana
38	11-07-2022	0.034020	Indian Energy Exchange	Delhi	Rayalaseema Industries (India) Private Limited	Telangana
39	12-07-2022	0.035315	Indian Energy Exchange	Delhi	Rayalaseema Industries (India) Private Limited	Telangana
40	13-07-2022	0.001750	Indian Energy Exchange	Delhi	Rayalaseema Industries (India) Private Limited	Telangana
41	14-07-2022	0.016550	Indian Energy Exchange	Delhi	Rayalaseema Industries (India) Private Limited	Telangana
42	15-07-2022	0.021513	Indian Energy Exchange	Delhi	Rayalaseema Industries (India) Private Limited	Telangana
43	16-07-2022	0.013450	Indian Energy Exchange	Delhi	Rayalaseema Industries (India) Private Limited	Telangana
44	17-07-2022	0.008750	Indian Energy Exchange	Delhi	Rayalaseema Industries (India) Private Limited	Telangana
45	18-07-2022	0.001750	Indian Energy Exchange	Delhi	Rayalaseema Industries (India) Private Limited	Telangana
46	19-07-2022	0.010500	Indian Energy Exchange	Delhi	Rayalaseema Industries (India) Private Limited	Telangana
47	20-07-2022	0.015493	Indian Energy Exchange	Delhi	Rayalaseema Industries (India) Private Limited	Telangana
48	21-07-2022	0.050200	Indian Energy Exchange	Delhi	Rayalaseema Industries (India) Private Limited	Telangana
49	22-07-2022	0.014000	Indian Energy Exchange	Delhi	Rayalaseema Industries (India) Private Limited	Telangana
50	23-07-2022	0.038500	Indian Energy Exchange	Delhi	Rayalaseema Industries (India) Private Limited	Telangana
51	24-07-2022	0.030740	Indian Energy Exchange	Delhi	Rayalaseema Industries (India) Private Limited	Telangana
52	25-07-2022	0.016865	Indian Energy Exchange	Delhi	Rayalaseema Industries (India) Private Limited	Telangana
53	26-07-2022	0.008750	Indian Energy Exchange	Delhi	Rayalaseema Industries (India) Private Limited	Telangana
54	29-07-2022	0.003500	Indian Energy Exchange	Delhi	Rayalaseema Industries (India) Private Limited	Telangana
55	30-07-2022	0.028863	Indian Energy Exchange	Delhi	Rayalaseema Industries (India) Private Limited	Telangana
56	31-07-2022	0.053663	Indian Energy Exchange	Delhi	Rayalaseema Industries (India) Private Limited	Telangana
57	18-07-2022	0.033500	Maithan Ispat Limited	Odisha	Indian Energy Exchange	Delhi
58	24-07-2022	0.004000	Maithan Ispat Limited	Odisha	Indian Energy Exchange	Delhi
59	25-07-2022	0.052000	Maithan Ispat Limited	Odisha	Indian Energy Exchange	Delhi
60	26-07-2022	0.008000	Maithan Ispat Limited	Odisha	Indian Energy Exchange	Delhi
61	01-07-2022	0.038250	Indian Energy Exchange	Delhi	Radha Smelters Private Limited	Telangana
62	02-07-2022	0.045238	Indian Energy Exchange	Delhi	Radha Smelters Private Limited	Telangana
63	03-07-2022	0.051000	Indian Energy Exchange	Delhi	Radha Smelters Private Limited	Telangana
64	04-07-2022	0.017000	Indian Energy Exchange	Delhi	Radha Smelters Private Limited	Telangana
65	05-07-2022	0.008500	Indian Energy Exchange	Delhi	Radha Smelters Private Limited	Telangana
66	06-07-2022	0.012750	Indian Energy Exchange	Delhi	Radha Smelters Private Limited	Telangana
67	07-07-2022	0.012750	Indian Energy Exchange	Delhi	Radha Smelters Private Limited	Telangana



P. C. Suresh Kumar

Form IV K Margin

Margin charged by trading licensees for transactions in Real Time Market on Power Exchanges

Sr. No.	Name of Client	IEX		PXIL
		Margin Charged (₹/kWh)	Margin Charged (₹/kWh)	Margin Charged (₹/kWh)
1	Scan Energy & Power Ltd.	0.002		0
2	Rayalaseema Industries (India) Private Limited	0.002		0
3	Dhruvdes Metasteel Private Limited	0.007		0
4	KPR Sugar Mill Limited	0.010		0
5	Radha Smelters Private Limited	0.005		0
6	Maithan Ispat Limited	0.010		0
7	My Home Industries Private Limited (SPT 351)	0.020		0



P. K. Suresh Kumar

Form IV-H

Renewable Energy Certificates (REC) Trading on Power Exchange by Trading Licensees

Name of the Trading Licensee : Abja Power Private Limited

Date of Trading : 27/07/2022

Str.No.	Name of REC Client	Client Type (Renewable Generator/Obligated Entities)	Name of Power Exchange	Volume (RECs)	Market Clearing Price (Rs /REC)
Non Solar RECs					
1	Dilip Rerolling Pvt. Ltd.	Obligated Entity	IEX	4	1000
2	Radha Smelters Private Limited	Obligated Entity	IEX	21	1000
Solar RECs					
1	Dilip Rerolling Pvt. Ltd.	Obligated Entity	IEX	70	1100
2	Radha Smelters Private Limited	Obligated Entity	IEX	160	1100

Note: 1 REC = 1 MWh



P.K. Suresh Kumar

Green Day Ahead Power Exchange Transactions of Electricity by Trading Licensees

Name of Trading Licensee: Abja Power Private Limited
 Licence Details: 50/Trading Licence/2011/CERC dated 26th April 2011
 Month: July, 2022

Sr. No.	Date of Delivery (DD-MM-YYYY)	Scheduled Volume under GDAM (MTUs)	Purchased From			Sold To			Remarks
			Name of Seller/ Name of PX	Type (Solar/ Non- Solar)	State	Name of Buyer/ Name of PX	State	State	
(1)	(2)	(3)	(4)	(5)	(6)	(7)	(8)	(9)	
1	01-07-2022	0.02400	KPR Sugar Mill Limited	Non-Solar	Karnataka	Indian Energy Exchange	Delhi		
2	02-07-2022	0.01400	KPR Sugar Mill Limited	Non-Solar	Karnataka	Indian Energy Exchange	Delhi		
3	03-07-2022	0.02400	KPR Sugar Mill Limited	Non-Solar	Karnataka	Indian Energy Exchange	Delhi		
4	04-07-2022	0.02400	KPR Sugar Mill Limited	Non-Solar	Karnataka	Indian Energy Exchange	Delhi		
5	05-07-2022	0.02400	KPR Sugar Mill Limited	Non-Solar	Karnataka	Indian Energy Exchange	Delhi		
6	06-07-2022	0.02400	KPR Sugar Mill Limited	Non-Solar	Karnataka	Indian Energy Exchange	Delhi		
7	07-07-2022	0.02400	KPR Sugar Mill Limited	Non-Solar	Karnataka	Indian Energy Exchange	Delhi		
8	08-07-2022	0.02400	KPR Sugar Mill Limited	Non-Solar	Karnataka	Indian Energy Exchange	Delhi		
9	09-07-2022	0.02400	KPR Sugar Mill Limited	Non-Solar	Karnataka	Indian Energy Exchange	Delhi		
10	10-07-2022	0.02400	KPR Sugar Mill Limited	Non-Solar	Karnataka	Indian Energy Exchange	Delhi		
11	11-07-2022	0.02400	KPR Sugar Mill Limited	Non-Solar	Karnataka	Indian Energy Exchange	Delhi		
12	12-07-2022	0.02400	KPR Sugar Mill Limited	Non-Solar	Karnataka	Indian Energy Exchange	Delhi		
13	13-07-2022	0.02400	KPR Sugar Mill Limited	Non-Solar	Karnataka	Indian Energy Exchange	Delhi		
14	14-07-2022	0.02400	KPR Sugar Mill Limited	Non-Solar	Karnataka	Indian Energy Exchange	Delhi		
15	15-07-2022	0.02400	KPR Sugar Mill Limited	Non-Solar	Karnataka	Indian Energy Exchange	Delhi		
16	16-07-2022	0.02400	KPR Sugar Mill Limited	Non-Solar	Karnataka	Indian Energy Exchange	Delhi		
17	17-07-2022	0.02400	KPR Sugar Mill Limited	Non-Solar	Karnataka	Indian Energy Exchange	Delhi		
18	18-07-2022	0.02400	KPR Sugar Mill Limited	Non-Solar	Karnataka	Indian Energy Exchange	Delhi		
19	19-07-2022	0.02400	KPR Sugar Mill Limited	Non-Solar	Karnataka	Indian Energy Exchange	Delhi		
20	20-07-2022	0.02400	KPR Sugar Mill Limited	Non-Solar	Karnataka	Indian Energy Exchange	Delhi		
21	21-07-2022	0.02400	KPR Sugar Mill Limited	Non-Solar	Karnataka	Indian Energy Exchange	Delhi		
22	22-07-2022	0.02400	KPR Sugar Mill Limited	Non-Solar	Karnataka	Indian Energy Exchange	Delhi		
23	23-07-2022	0.02400	KPR Sugar Mill Limited	Non-Solar	Karnataka	Indian Energy Exchange	Delhi		
24	24-07-2022	0.01400	KPR Sugar Mill Limited	Non-Solar	Karnataka	Indian Energy Exchange	Delhi		
25	25-07-2022	0.02400	KPR Sugar Mill Limited	Non-Solar	Karnataka	Indian Energy Exchange	Delhi		
26	26-07-2022	0.01400	KPR Sugar Mill Limited	Non-Solar	Karnataka	Indian Energy Exchange	Delhi		
27	27-07-2022	0.02400	KPR Sugar Mill Limited	Non-Solar	Karnataka	Indian Energy Exchange	Delhi		
28	28-07-2022	0.02400	KPR Sugar Mill Limited	Non-Solar	Karnataka	Indian Energy Exchange	Delhi		
29	29-07-2022	0.01400	KPR Sugar Mill Limited	Non-Solar	Karnataka	Indian Energy Exchange	Delhi		
30	30-07-2022	0.02400	KPR Sugar Mill Limited	Non-Solar	Karnataka	Indian Energy Exchange	Delhi		
31	31-07-2022	0.02400	KPR Sugar Mill Limited	Non-Solar	Karnataka	Indian Energy Exchange	Delhi		
32	21-07-2022	0.07680	KM Power Private Limited	Non-Solar	Karnataka	Indian Energy Exchange	Delhi		
33	22-07-2022	0.08400	KM Power Private Limited	Non-Solar	Karnataka	Indian Energy Exchange	Delhi		
34	23-07-2022	0.08400	KM Power Private Limited	Non-Solar	Karnataka	Indian Energy Exchange	Delhi		
35	24-07-2022	0.08880	KM Power Private Limited	Non-Solar	Karnataka	Indian Energy Exchange	Delhi		
36	25-07-2022	0.08880	KM Power Private Limited	Non-Solar	Karnataka	Indian Energy Exchange	Delhi		
37	26-07-2022	0.08880	KM Power Private Limited	Non-Solar	Karnataka	Indian Energy Exchange	Delhi		
38	27-07-2022	0.08880	KM Power Private Limited	Non-Solar	Karnataka	Indian Energy Exchange	Delhi		
39	28-07-2022	0.08880	KM Power Private Limited	Non-Solar	Karnataka	Indian Energy Exchange	Delhi		
40	29-07-2022	0.08880	KM Power Private Limited	Non-Solar	Karnataka	Indian Energy Exchange	Delhi		



P.K. Suresh Kumar

Form N Margin

Margin charged by Trading Licensees for Transactions in Green Day Ahead Market on Power Exchanges

Name of Trading Licensee: Abja Power Private Limited

Licence Details: 50/Trading Licence/2011/CERC dated 26th April 2011

Month: July, 2022

Sr. No.	Name of the Client	IEX		PXIL		Remarks
		Margin charged (Rs/kWh)		Margin charged (Rs/kWh)		
(1)	(2)	(3)		(4)	(5)	
1	KPR Sugar Mill Limited	0.01		0		
2	KM Power Private Limited	0.03		0		
3	Vasavadatta Cement Prop. Kesorm Industries Ltd.	0.01		0		

Note:

(1) Data shall be submitted to the Commission on a monthly basis by 15th of the following month

(2) Data shall be submitted to the Commission through hard copy to Secretary, CERC and soft copy in an excel sheet by e-mail and through Saudamini portal (E-monitoring)



P. H. Suresh Kumar