



ABJA POWER PRIVATE LIMITED

Regd. Office: 3rd Block, 5th Floor, "My Home Hub",
Madhapur, Hyderabad - 500 081. T.S., INDIA.
Ph: +91 40 6622 2700, Fax: +91 40 6613 9240
e-mail: abjapower@abjapower.com
Web: www.abjapower.com
CIN: U23200TG1998PTC029720

To
Deputy Chief (Legal)
Central Electricity regulatory Commission (CERC)
3RD & 4TH Floor, Chanderlok Building, 36, Janpath,
New Delhi -110001
E-mail : urprasad@cercind.gov.in; tdpant@cercind.gov.in

Date: 07.09.2022

Dear Sir,


- Sub: Submission of Affidavit for the month of August, 2022 – Reg.
Ref : 1) License No. 50/Trading License/2011/CERC dated 26th April 2011
2) CERC Order dated 15.06.2017 in Petition No.77/RC/2017.
3) CERC Order dated 03.12.2018 in Petition No.121/MP/2018.

As per CERC norms, we are furnishing the following summary sheet for August, 2022


Sl. No.	Formats	Type of transactions	Transaction Status/Contract information (Yes/No)
1	Form IV-A	Short-term Inter-State transactions of Electricity by Trading Licensees(RTC)	No/Nil
2	Form IV-B	Short-term Inter-State transactions of Electricity by Trading Licensees(Peak)	No/Nil
3	Form IV-C	Short-term Inter-State transactions of Electricity by Trading Licensees(Off-Peak)	No/Nil
4	Form IV-D	Long -term Inter-State transactions of Electricity by Trading Licensees	No/Nil
5	Form IV-E	Intra-State Transactions of Electricity by Trading Licensees	No/Nil
6	Form IV- F	Day Ahead Power Exchange Transactions of Electricity by Trading Licensees	Yes
7	Form IV-G	Term Ahead power Exchange Transactions of Electricity by Trading Licensees	No/Nil
8	Form IV-H	Renewable Energy Certificates (REC) Trading on power Exchange by Trading Licensees	Yes
9	Form IV-I	Open Position of Inter-State Electricity Contracts by Trading Licensees	No/Nil
10	Form IV-J	Details of Over the Counter (OTC) Contracts Executed by Electricity Traders in Inter-State Market	No/Nil
11	Form IV-K	Electricity transacted by Trading Licensees in Real Time Market on Power Exchanges	Yes
12	Form IV-L	Green Term Ahead Power Exchange Transactions of Electricity by Trading Licensees	No/Nil
13	Form IV-M	Energy Saving Certificates (ESCerts) Trading on Power Exchange by Trading Licensees	No/Nil
14	Form IV-N	Green Day Ahead Power Exchange Transactions of Electricity by Trading Licensees	Yes

We are submitting Notarized affidavit stating the same i.e. trading information for the month of August, 2022.

Thanking You,
Yours faithfully,
For Abja Power Private Limited


(P.K. Suresh Kumar) AGM – Commercial & Admin.





తెలంగాణ తేలంగానా TELANGANA

Sl.No. 7866 Date: 09-12-2021
SOLD TO : G. RAGHURAM,
S/O. G.S.ACHARYULU, R/O. HYD
FOR WHOM : M/S. ABJA POWER PVT. LTD., HYD

S.LAXMI-NARAYANA
Licenced Stamp Vendor
Lic No. 16-11-002/2006, Ren.No. 16-11-052/2021
Off & Res. 6-3-392, Behind Panjagutta Police
Station, Panjagutta, Hyderabad (South) District.
Ph: 9989868579

30AA 467202

BEFORE THE CENTRAL ELECTRICITY REGULATORY COMMISSION
NEW DELHI

Filing No ----- 2011

Case No ----- 2011

IN THE MATTER OF submission of monthly information in Form IV-A, B, C, D, E, F, G, H, I, J, K, L, M and Form IV-N in accordance with Regulation 9 (b) of Central Electricity Regulatory Commission Procedure, Terms & Conditions for grant of Trading License and other related matters Regulations 2009.

Applicant M/s. Abja Power Private Limited

AFFIDAVIT

P K Suresh Kumar, son of Late Shri K R D Nambair, aged 56 Years, residing at H. No. 5-9-470/2/66, Sai Krishna Enclave, Phase-II, Yapral, Malkajgiri, Secunderabad-500087 hereby solemnly affirm and state as follows:




1. I am working as Asst. General Manager (Commercial & Administration) in M/s. Abja Power Private Limited an Applicant/Petitioner in the above matter and I am duly authorized by the said Applicant/Petitioner to make this affidavit.
2. That in pursuance to Regulation 9 (b) of Central Electricity Regulatory Commission (Procedures, Terms & Conditions for grant of Trading License and other related matters) Regulations 2009 for inter-state Trading Licensees, the monthly information in IV-A,B,C,D,E,F,G,H,I,J,K,L,M and Form IV-N for the month of **August, 2022** in response of electricity transactions involving inter-state, Trading through Exchange, banking of power by the Application M/s. Abja Power Private limited (Formerly My Home Power Private limited) Forms **IV-A,B,C,D,E,G,I,J,L,M** stating "No/NIL" Report and attached filled Forms of **Form IV-F, Form IV-H, Form IV-K & Form IV-N** along with endorsement to all RLDCs and RPCs, which form part of this affidavit.
3. The monthly information in aforesaid Forms is accurate and authenticated. This is being submitted as per CERC Order dated 21.04.2011 in the matter of CERC Suo Moto Petition No. 115/2011.

P. K. Suresh Kumar
(DEPONENT)

VERIFICATION

Verified at **Hyderabad** on Date **07.09.2022**, that the contents of the above affidavit are accurate and authenticated and true to the best of my knowledge, no part of it is false and nothing material has been concealed therein.



A. Bharathi Devi
ATTESTED
A. BHARATHI DEVI B.A.,B.L.M.B.A.
ADVOCATE/NOTARY PUBLIC
Appointed By Govt. Of T.S. India
Akruthi Enclave, Shop No: 29, Road No: 5,
Opp: Bank of Maharashtra, KPHB, Hyd - 72.
G.O.M.S. NO:2747/149, Cell: 9704496575
My Commission Expires on 26/02/2026

P. K. Suresh Kumar
(DEPONENT)

Form IV-H

Renewable Energy Certificates (REC) Trading on Power Exchange by Trading Licensees

Name of the Trading Licensee : Abia Power Private Limited

Date of Trading : 30/08/2022

Sr.No.	Name of REC Client	Client Type (Renewable Generator/Obligated Entities)	Name of Power Exchange	Volume (RECs)	Market Clearing Price (Rs /REC)
Non Solar RECs					
1	Scan Energy & Power Limited	Obligated Entity	IXX	65	1000
2	Rayalaseema Industries (India) Pvt. Ltd.	Obligated Entity	IXX	30	1000
Solar RECs					
1	Scan Energy & Power Limited	Obligated Entity	IXX	465	1000
2	Rayalaseema Industries (India) Pvt. Ltd.	Obligated Entity	IXX	223	1000

Note: 1 REC = 1 MWh

P.K. Sankar Kumar



Form IV-F

Day Ahead Power Exchange Transactions of Electricity by Trading Licensees


Name of the Trading Licensee : Abja Power Private Limited

Licence No. & Date : 1) 50/Trading Licence/2011/CERC dated 26th April 2011

2) CERC Order dated 15.06.2017.Petition No.77/RC/2017.

Month : August, 2022

Sr.No	Date of Delivery (DD/MM/YYYY)	Total Scheduled Volume (MUs) for each client	Purchased from		Sold to	
			Name of Seller/ Name of PX	State	Name of Buyer/ Name of PX	State
1	01-08-2022	0.00450	Indian Energy Exchange	Delhi	Sree Jayajothi Cements Private Limited	Andhra Pradesh
2	02-08-2022	0.00650	Indian Energy Exchange	Delhi	Sree Jayajothi Cements Private Limited	Andhra Pradesh
3	04-08-2022	0.00000	Indian Energy Exchange	Delhi	Sree Jayajothi Cements Private Limited	Andhra Pradesh
4	06-08-2022	0.00250	Indian Energy Exchange	Delhi	Sree Jayajothi Cements Private Limited	Andhra Pradesh
5	07-08-2022	0.00575	Indian Energy Exchange	Delhi	Sree Jayajothi Cements Private Limited	Andhra Pradesh
6	08-08-2022	0.01850	Indian Energy Exchange	Delhi	Sree Jayajothi Cements Private Limited	Andhra Pradesh
7	09-08-2022	0.03037	Indian Energy Exchange	Delhi	Sree Jayajothi Cements Private Limited	Andhra Pradesh
8	11-08-2022	0.06125	Indian Energy Exchange	Delhi	Sree Jayajothi Cements Private Limited	Andhra Pradesh
9	15-08-2022	0.03738	Indian Energy Exchange	Delhi	Sree Jayajothi Cements Private Limited	Andhra Pradesh
10	17-08-2022	0.00350	Indian Energy Exchange	Delhi	Sree Jayajothi Cements Private Limited	Andhra Pradesh
11	18-08-2022	0.00663	Indian Energy Exchange	Delhi	Sree Jayajothi Cements Private Limited	Andhra Pradesh
12	21-08-2022	0.01963	Indian Energy Exchange	Delhi	Sree Jayajothi Cements Private Limited	Andhra Pradesh
13	24-08-2022	0.00450	Indian Energy Exchange	Delhi	Sree Jayajothi Cements Private Limited	Andhra Pradesh
14	01-08-2022	0.01920	Dhruvdesh Metasteel Private Limited	Karnataka	Indian Energy Exchange	Delhi
15	02-08-2022	0.02160	Dhruvdesh Metasteel Private Limited	Karnataka	Indian Energy Exchange	Delhi
16	03-08-2022	0.01200	Dhruvdesh Metasteel Private Limited	Karnataka	Indian Energy Exchange	Delhi
17	04-08-2022	0.01920	Dhruvdesh Metasteel Private Limited	Karnataka	Indian Energy Exchange	Delhi
18	05-08-2022	0.01920	Dhruvdesh Metasteel Private Limited	Karnataka	Indian Energy Exchange	Delhi
19	06-08-2022	0.01920	Dhruvdesh Metasteel Private Limited	Karnataka	Indian Energy Exchange	Delhi
20	07-08-2022	0.01680	Dhruvdesh Metasteel Private Limited	Karnataka	Indian Energy Exchange	Delhi
21	08-08-2022	0.01200	Dhruvdesh Metasteel Private Limited	Karnataka	Indian Energy Exchange	Delhi



P.K. Suresh Kumar

22	09-08-2022	0.01200	Dhruvdes Metasteel Private Limited	Karnataka	Indian Energy Exchange	Delhi
23	10-08-2022	0.01200	Dhruvdes Metasteel Private Limited	Karnataka	Indian Energy Exchange	Delhi
24	11-08-2022	0.01200	Dhruvdes Metasteel Private Limited	Karnataka	Indian Energy Exchange	Delhi
25	12-08-2022	0.01200	Dhruvdes Metasteel Private Limited	Karnataka	Indian Energy Exchange	Delhi
26	13-08-2022	0.01200	Dhruvdes Metasteel Private Limited	Karnataka	Indian Energy Exchange	Delhi
27	14-08-2022	0.01440	Dhruvdes Metasteel Private Limited	Karnataka	Indian Energy Exchange	Delhi
28	15-08-2022	0.01680	Dhruvdes Metasteel Private Limited	Karnataka	Indian Energy Exchange	Delhi
29	16-08-2022	0.01680	Dhruvdes Metasteel Private Limited	Karnataka	Indian Energy Exchange	Delhi
30	17-08-2022	0.01680	Dhruvdes Metasteel Private Limited	Karnataka	Indian Energy Exchange	Delhi
31	18-08-2022	0.01680	Dhruvdes Metasteel Private Limited	Karnataka	Indian Energy Exchange	Delhi
32	19-08-2022	0.01680	Dhruvdes Metasteel Private Limited	Karnataka	Indian Energy Exchange	Delhi
33	20-08-2022	0.01680	Dhruvdes Metasteel Private Limited	Karnataka	Indian Energy Exchange	Delhi
34	21-08-2022	0.01680	Dhruvdes Metasteel Private Limited	Karnataka	Indian Energy Exchange	Delhi
35	22-08-2022	0.01680	Dhruvdes Metasteel Private Limited	Karnataka	Indian Energy Exchange	Delhi
36	23-08-2022	0.01920	Dhruvdes Metasteel Private Limited	Karnataka	Indian Energy Exchange	Delhi
37	24-08-2022	0.01920	Dhruvdes Metasteel Private Limited	Karnataka	Indian Energy Exchange	Delhi
38	25-08-2022	0.01920	Dhruvdes Metasteel Private Limited	Karnataka	Indian Energy Exchange	Delhi
39	26-08-2022	0.01920	Dhruvdes Metasteel Private Limited	Karnataka	Indian Energy Exchange	Delhi
40	27-08-2022	0.02160	Dhruvdes Metasteel Private Limited	Karnataka	Indian Energy Exchange	Delhi
41	28-08-2022	0.02160	Dhruvdes Metasteel Private Limited	Karnataka	Indian Energy Exchange	Delhi
42	29-08-2022	0.01920	Dhruvdes Metasteel Private Limited	Karnataka	Indian Energy Exchange	Delhi
43	30-08-2022	0.01200	Dhruvdes Metasteel Private Limited	Karnataka	Indian Energy Exchange	Delhi
44	31-08-2022	0.00240	Dhruvdes Metasteel Private Limited	Karnataka	Indian Energy Exchange	Delhi
45	08-08-2022	0.21600	Maithan Ispat Limited	Orissa	Indian Energy Exchange	Delhi
46	09-08-2022	0.22500	Maithan Ispat Limited	Orissa	Indian Energy Exchange	Delhi
47	10-08-2022	0.24000	Maithan Ispat Limited	Orissa	Indian Energy Exchange	Delhi
48	11-08-2022	0.22500	Maithan Ispat Limited	Orissa	Indian Energy Exchange	Delhi
49	12-08-2022	0.04800	Maithan Ispat Limited	Orissa	Indian Energy Exchange	Delhi



P.K. Suresh Kumar

50	13-08-2022	0.02400	Maithan Ispat Limited	Orissa	Indian Energy Exchange	Delhi
51	30-08-2022	0.19200	Maithan Ispat Limited	Orissa	Indian Energy Exchange	Delhi
52	31-08-2022	0.21600	Maithan Ispat Limited	Orissa	Indian Energy Exchange	Delhi
53	06-08-2022	0.00500	My Home Industries Private Limited (SPT 351)	Telangana	Indian Energy Exchange	Delhi
54	07-08-2022	0.04500	My Home Industries Private Limited (SPT 351)	Telangana	Indian Energy Exchange	Delhi
55	08-08-2022	0.03316	My Home Industries Private Limited (SPT 351)	Telangana	Indian Energy Exchange	Delhi
56	09-08-2022	0.04875	My Home Industries Private Limited (SPT 351)	Telangana	Indian Energy Exchange	Delhi
57	10-08-2022	0.04875	My Home Industries Private Limited (SPT 351)	Telangana	Indian Energy Exchange	Delhi
58	11-08-2022	0.06000	My Home Industries Private Limited (SPT 351)	Telangana	Indian Energy Exchange	Delhi
59	12-08-2022	0.05625	My Home Industries Private Limited (SPT 351)	Telangana	Indian Energy Exchange	Delhi
60	13-08-2022	0.04000	My Home Industries Private Limited (SPT 351)	Telangana	Indian Energy Exchange	Delhi
61	14-08-2022	0.04375	My Home Industries Private Limited (SPT 351)	Telangana	Indian Energy Exchange	Delhi
62	15-08-2022	0.05500	My Home Industries Private Limited (SPT 351)	Telangana	Indian Energy Exchange	Delhi
63	16-08-2022	0.01450	My Home Industries Private Limited (SPT 351)	Telangana	Indian Energy Exchange	Delhi
64	17-08-2022	0.01125	My Home Industries Private Limited (SPT 351)	Telangana	Indian Energy Exchange	Delhi
65	18-08-2022	0.03500	My Home Industries Private Limited (SPT 351)	Telangana	Indian Energy Exchange	Delhi
66	19-08-2022	0.01750	My Home Industries Private Limited (SPT 351)	Telangana	Indian Energy Exchange	Delhi
67	20-08-2022	0.01125	My Home Industries Private Limited (SPT 351)	Telangana	Indian Energy Exchange	Delhi
68	21-08-2022	0.05000	My Home Industries Private Limited (SPT 351)	Telangana	Indian Energy Exchange	Delhi
69	22-08-2022	0.00750	My Home Industries Private Limited (SPT 351)	Telangana	Indian Energy Exchange	Delhi
70	23-08-2022	0.00875	My Home Industries Private Limited (SPT 351)	Telangana	Indian Energy Exchange	Delhi
71	24-08-2022	0.00875	My Home Industries Private Limited (SPT 351)	Telangana	Indian Energy Exchange	Delhi
72	28-08-2022	0.00500	My Home Industries Private Limited (SPT 351)	Telangana	Indian Energy Exchange	Delhi
73	01-08-2022	0.01050	Indian Energy Exchange	Delhi	Rayalaseema Industries (India) Private Limited	Telangana
74	02-08-2022	0.01400	Indian Energy Exchange	Delhi	Rayalaseema Industries (India) Private Limited	Telangana
75	03-08-2022	0.00525	Indian Energy Exchange	Delhi	Rayalaseema Industries (India) Private Limited	Telangana
76	06-08-2022	0.00700	Indian Energy Exchange	Delhi	Rayalaseema Industries (India) Private Limited	Telangana
77	07-08-2022	0.06278	Indian Energy Exchange	Delhi	Rayalaseema Industries (India) Private Limited	Telangana
78	08-08-2022	0.04289	Indian Energy Exchange	Delhi	Rayalaseema Industries (India) Private Limited	Telangana
79	09-08-2022	0.06589	Indian Energy Exchange	Delhi	Rayalaseema Industries (India) Private Limited	Telangana



P.K. Suresh Kumar

80	14-08-2022	0.05775	Indian Energy Exchange	Delhi	Rayalseema Industries (India) Private Limited	Telangana
81	15-08-2022	0.07700	Indian Energy Exchange	Delhi	Rayalseema Industries (India) Private Limited	Telangana
82	16-08-2022	0.01245	Indian Energy Exchange	Delhi	Rayalseema Industries (India) Private Limited	Telangana
83	17-08-2022	0.01575	Indian Energy Exchange	Delhi	Rayalseema Industries (India) Private Limited	Telangana
84	18-08-2022	0.04425	Indian Energy Exchange	Delhi	Rayalseema Industries (India) Private Limited	Telangana
85	19-08-2022	0.02426	Indian Energy Exchange	Delhi	Rayalseema Industries (India) Private Limited	Telangana
86	20-08-2022	0.01575	Indian Energy Exchange	Delhi	Rayalseema Industries (India) Private Limited	Telangana
87	21-08-2022	0.06825	Indian Energy Exchange	Delhi	Rayalseema Industries (India) Private Limited	Telangana
88	22-08-2022	0.00350	Indian Energy Exchange	Delhi	Rayalseema Industries (India) Private Limited	Telangana
89	23-08-2022	0.01225	Indian Energy Exchange	Delhi	Rayalseema Industries (India) Private Limited	Telangana
90	24-08-2022	0.01050	Indian Energy Exchange	Delhi	Rayalseema Industries (India) Private Limited	Telangana
91	28-08-2022	0.00350	Indian Energy Exchange	Delhi	Rayalseema Industries (India) Private Limited	Telangana
92	01-08-2022	0.01755	Indian Energy Exchange	Delhi	Scan Energy & Power Limited	Telangana
93	02-08-2022	0.02340	Indian Energy Exchange	Delhi	Scan Energy & Power Limited	Telangana
94	03-08-2022	0.00878	Indian Energy Exchange	Delhi	Scan Energy & Power Limited	Telangana
95	06-08-2022	0.01170	Indian Energy Exchange	Delhi	Scan Energy & Power Limited	Telangana
96	07-08-2022	0.10493	Indian Energy Exchange	Delhi	Scan Energy & Power Limited	Telangana
97	08-08-2022	0.07168	Indian Energy Exchange	Delhi	Scan Energy & Power Limited	Telangana
98	09-08-2022	0.11012	Indian Energy Exchange	Delhi	Scan Energy & Power Limited	Telangana
99	10-08-2022	0.06728	Indian Energy Exchange	Delhi	Scan Energy & Power Limited	Telangana
100	11-08-2022	0.14040	Indian Energy Exchange	Delhi	Scan Energy & Power Limited	Telangana
101	12-08-2022	0.12275	Indian Energy Exchange	Delhi	Scan Energy & Power Limited	Telangana
102	28-08-2022	0.00585	Indian Energy Exchange	Delhi	Scan Energy & Power Limited	Telangana
103	07-08-2022	0.02759	Indian Energy Exchange	Delhi	Dilip Rerolling Private Limited	Telangana
104	08-08-2022	0.01800	Indian Energy Exchange	Delhi	Dilip Rerolling Private Limited	Telangana
105	09-08-2022	0.02271	Indian Energy Exchange	Delhi	Dilip Rerolling Private Limited	Telangana
106	10-08-2022	0.02786	Indian Energy Exchange	Delhi	Dilip Rerolling Private Limited	Telangana
107	11-08-2022	0.03800	Indian Energy Exchange	Delhi	Dilip Rerolling Private Limited	Telangana
108	12-08-2022	0.03335	Indian Energy Exchange	Delhi	Dilip Rerolling Private Limited	Telangana
109	13-08-2022	0.02653	Indian Energy Exchange	Delhi	Dilip Rerolling Private Limited	Telangana



Dr. Suresh Kumar

110	14-08-2022	0.02700	Indian Energy Exchange	Delhi	Dilip Rerolling Private Limited	Telangana
111	15-08-2022	0.03985	Indian Energy Exchange	Delhi	Dilip Rerolling Private Limited	Telangana
112	18-08-2022	0.01800	Indian Energy Exchange	Delhi	Dilip Rerolling Private Limited	Telangana
113	19-08-2022	0.00100	Indian Energy Exchange	Delhi	Dilip Rerolling Private Limited	Telangana
114	20-08-2022	0.00500	Indian Energy Exchange	Delhi	Dilip Rerolling Private Limited	Telangana
115	21-08-2022	0.02651	Indian Energy Exchange	Delhi	Dilip Rerolling Private Limited	Telangana
116	23-08-2022	0.00400	Indian Energy Exchange	Delhi	Dilip Rerolling Private Limited	Telangana
117	03-08-2022	0.00425	Indian Energy Exchange	Delhi	Radha Smelters Private Limited	Telangana
118	07-08-2022	0.13600	Indian Energy Exchange	Delhi	Radha Smelters Private Limited	Telangana
119	08-08-2022	0.08925	Indian Energy Exchange	Delhi	Radha Smelters Private Limited	Telangana
120	09-08-2022	0.14450	Indian Energy Exchange	Delhi	Radha Smelters Private Limited	Telangana
121	10-08-2022	0.16150	Indian Energy Exchange	Delhi	Radha Smelters Private Limited	Telangana
122	11-08-2022	0.18700	Indian Energy Exchange	Delhi	Radha Smelters Private Limited	Telangana
123	12-08-2022	0.14875	Indian Energy Exchange	Delhi	Radha Smelters Private Limited	Telangana
124	13-08-2022	0.02638	Indian Energy Exchange	Delhi	Radha Smelters Private Limited	Telangana
125	14-08-2022	0.12750	Indian Energy Exchange	Delhi	Radha Smelters Private Limited	Telangana
126	15-08-2022	0.17850	Indian Energy Exchange	Delhi	Radha Smelters Private Limited	Telangana
127	16-08-2022	0.02125	Indian Energy Exchange	Delhi	Radha Smelters Private Limited	Telangana
128	17-08-2022	0.01700	Indian Energy Exchange	Delhi	Radha Smelters Private Limited	Telangana
129	18-08-2022	0.09350	Indian Energy Exchange	Delhi	Radha Smelters Private Limited	Telangana
130	19-08-2022	0.04195	Indian Energy Exchange	Delhi	Radha Smelters Private Limited	Telangana
131	20-08-2022	0.03825	Indian Energy Exchange	Delhi	Radha Smelters Private Limited	Telangana
132	21-08-2022	0.15048	Indian Energy Exchange	Delhi	Radha Smelters Private Limited	Telangana
133	22-08-2022	0.00425	Indian Energy Exchange	Delhi	Radha Smelters Private Limited	Telangana
134	23-08-2022	0.02975	Indian Energy Exchange	Delhi	Radha Smelters Private Limited	Telangana
135	23-08-2022	0.02125	Indian Energy Exchange	Delhi	Radha Smelters Private Limited	Telangana
136	28-08-2022	0.00425	Indian Energy Exchange	Delhi	Radha Smelters Private Limited	Telangana
137	06-08-2022	0.00863	Indian Energy Exchange	Delhi	My Home Industries Pvt. Ltd. (TGU)	Tamilnadu
138	07-08-2022	0.05766	Indian Energy Exchange	Delhi	My Home Industries Pvt. Ltd. (TGU)	Tamilnadu
139	08-08-2022	0.03450	Indian Energy Exchange	Delhi	My Home Industries Pvt. Ltd. (TGU)	Tamilnadu



Pt. Suresh Kumar

140	10-08-2022	0.04830	Indian Energy Exchange	Delhi	My Home Industries Pvt. Ltd. (TGU)	Tamilnadu
141	11-08-2022	0.06728	Indian Energy Exchange	Delhi	My Home Industries Pvt. Ltd. (TGU)	Tamilnadu
142	12-08-2022	0.06383	Indian Energy Exchange	Delhi	My Home Industries Pvt. Ltd. (TGU)	Tamilnadu
143	13-08-2022	0.05003	Indian Energy Exchange	Delhi	My Home Industries Pvt. Ltd. (TGU)	Tamilnadu
144	14-08-2022	0.05175	Indian Energy Exchange	Delhi	My Home Industries Pvt. Ltd. (TGU)	Tamilnadu
145	15-08-2022	0.06728	Indian Energy Exchange	Delhi	My Home Industries Pvt. Ltd. (TGU)	Tamilnadu
146	17-08-2022	0.01725	Indian Energy Exchange	Delhi	My Home Industries Pvt. Ltd. (TGU)	Tamilnadu
147	18-08-2022	0.04485	Indian Energy Exchange	Delhi	My Home Industries Pvt. Ltd. (TGU)	Tamilnadu
148	19-08-2022	0.02070	Indian Energy Exchange	Delhi	My Home Industries Pvt. Ltd. (TGU)	Tamilnadu
149	20-08-2022	0.01380	Indian Energy Exchange	Delhi	My Home Industries Pvt. Ltd. (TGU)	Tamilnadu
150	21-08-2022	0.08108	Indian Energy Exchange	Delhi	My Home Industries Pvt. Ltd. (TGU)	Tamilnadu
151	23-08-2022	0.02588	Indian Energy Exchange	Delhi	My Home Industries Pvt. Ltd. (TGU)	Tamilnadu
152	24-08-2022	0.00863	Indian Energy Exchange	Delhi	My Home Industries Pvt. Ltd. (TGU)	Tamilnadu
153	26-08-2022	0.01208	Indian Energy Exchange	Delhi	My Home Industries Pvt. Ltd. (TGU)	Tamilnadu
154	27-08-2022	0.00690	Indian Energy Exchange	Delhi	My Home Industries Pvt. Ltd. (TGU)	Tamilnadu
155	28-08-2022	0.05003	Indian Energy Exchange	Delhi	My Home Industries Pvt. Ltd. (TGU)	Tamilnadu
156	10-08-2022	0.03000	Indian Energy Exchange	Delhi	Vasavadattia Cement Prop. Kesorm Industries Ltd.	Karnataka
157	12-08-2022	0.01000	Indian Energy Exchange	Delhi	Vasavadattia Cement Prop. Kesorm Industries Ltd.	Karnataka
158	15-08-2022	0.02500	Indian Energy Exchange	Delhi	Vasavadattia Cement Prop. Kesorm Industries Ltd.	Karnataka
159	16-08-2022	0.02000	Indian Energy Exchange	Delhi	Vasavadattia Cement Prop. Kesorm Industries Ltd.	Karnataka
160	18-08-2022	0.07000	Indian Energy Exchange	Delhi	Vasavadattia Cement Prop. Kesorm Industries Ltd.	Karnataka
		6.75803				

Note: Trading Margin shall be charged for each 15 minutes contract separately. However, the reporting shall be made on daywise basis inlight of the large volume of data.



P.K. Suresh Kumar

Sr.No	Name of the Client	IEX		PXIL	
		Margin charged when MCP is lesser than or equal to ₹/Kwh	Margin charged when MCP is greater than ₹/Kwh	Margin charged when MCP is lesser than or equal to ₹/Kwh	Margin charged when MCP is greater than ₹/Kwh
1	Radha Smelters Private Limited	≤ 0.005	≤ 0.005	N.A	N.A
2	Sree Jayajothi Cements Pvt. Ltd.	≤ 0.02	≤ 0.02	N.A	N.A
3	My Home Industries Pvt. Ltd. (TGU)	≤ 0.02	≤ 0.02	N.A	N.A
4	Dhruvdes Metasteel Pvt. Ltd.	≤ 0.007	≤ 0.007	N.A	N.A
5	Dilip Rerolling Pvt. Ltd.	≤ 0.005	≤ 0.005	N.A	N.A
6	Scan Energy & Power Ltd.	≤ 0.0016	≤ 0.0016	N.A	N.A
7	Rayalaseema Industries (India)	≤ 0.0016	≤ 0.0016	N.A	N.A
8	Maithan Ispat Limited	≤ 0.01	≤ 0.01	N.A	N.A
9	My Home Industries Private Limited (SPT 351)	≤ 0.02	≤ 0.02	N.A	N.A
10	SKJ Power Projects Private Limited	≤ 0.02	≤ 0.02	N.A	N.A
11	Vasavadatta Cement Prop. Kesorm Industries Ltd.	≤ 0.01	≤ 0.01	N.A	N.A



D.K. Suresh Kumar

Form IV K

Electricity transacted by Trading Licensees in Real Time Market on Power Exchanges

Name of Trading Licensee: **Abja Power Private Limited**

Month: **August, 2022**

Sr. No.	Date of Delivery	Total Scheduled Volume (MUs) for each client	Purchased From		Sold To	
			Name of Seller/ Name of PX	State	Name of Buyer/ Name of PX	State
1	01-08-2022	0.055610	Indian Energy Exchange	Delhi	Scan Energy & Power Limited	Telangana
2	06-08-2022	0.055748	Indian Energy Exchange	Delhi	Scan Energy & Power Limited	Telangana
3	07-08-2022	0.029625	Indian Energy Exchange	Delhi	Scan Energy & Power Limited	Telangana
4	08-08-2022	0.042400	Indian Energy Exchange	Delhi	Scan Energy & Power Limited	Telangana
5	09-08-2022	0.009800	Indian Energy Exchange	Delhi	Scan Energy & Power Limited	Telangana
6	10-08-2022	0.020475	Indian Energy Exchange	Delhi	Scan Energy & Power Limited	Telangana
7	11-08-2022	0.029250	Indian Energy Exchange	Delhi	Scan Energy & Power Limited	Telangana
8	12-08-2022	0.014625	Indian Energy Exchange	Delhi	Scan Energy & Power Limited	Telangana
9	28-08-2022	0.042443	Indian Energy Exchange	Delhi	Scan Energy & Power Limited	Telangana
10	29-08-2022	0.001615	Indian Energy Exchange	Delhi	Scan Energy & Power Limited	Telangana
11	30-08-2022	0.014625	Indian Energy Exchange	Delhi	Scan Energy & Power Limited	Telangana
12	01-08-2022	0.033270	Indian Energy Exchange	Delhi	Rayalaseema Industries (India) Private Limited	Telangana
13	06-08-2022	0.033353	Indian Energy Exchange	Delhi	Rayalaseema Industries (India) Private Limited	Telangana
14	07-08-2022	0.017725	Indian Energy Exchange	Delhi	Rayalaseema Industries (India) Private Limited	Telangana
15	08-08-2022	0.023625	Indian Energy Exchange	Delhi	Rayalaseema Industries (India) Private Limited	Telangana
16	14-08-2022	0.035000	Indian Energy Exchange	Delhi	Rayalaseema Industries (India) Private Limited	Telangana
17	15-08-2022	0.014000	Indian Energy Exchange	Delhi	Rayalaseema Industries (India) Private Limited	Telangana
18	16-08-2022	0.059545	Indian Energy Exchange	Delhi	Rayalaseema Industries (India) Private Limited	Telangana
19	17-08-2022	0.021000	Indian Energy Exchange	Delhi	Rayalaseema Industries (India) Private Limited	Telangana
20	19-08-2022	0.019250	Indian Energy Exchange	Delhi	Rayalaseema Industries (India) Private Limited	Telangana
21	20-08-2022	0.019250	Indian Energy Exchange	Delhi	Rayalaseema Industries (India) Private Limited	Telangana
22	21-08-2022	0.033250	Indian Energy Exchange	Delhi	Rayalaseema Industries (India) Private Limited	Telangana
23	22-08-2022	0.043750	Indian Energy Exchange	Delhi	Rayalaseema Industries (India) Private Limited	Telangana
24	23-08-2022	0.033250	Indian Energy Exchange	Delhi	Rayalaseema Industries (India) Private Limited	Telangana
25	25-08-2022	0.007000	Indian Energy Exchange	Delhi	Rayalaseema Industries (India) Private Limited	Telangana
26	28-08-2022	0.025390	Indian Energy Exchange	Delhi	Rayalaseema Industries (India) Private Limited	Telangana
27	29-08-2022	0.000988	Indian Energy Exchange	Delhi	Rayalaseema Industries (India) Private Limited	Telangana
28	30-08-2022	0.008750	Indian Energy Exchange	Delhi	Rayalaseema Industries (India) Private Limited	Telangana



Handwritten signature

29	27-08-2022	0.035000	Maithan Ispat Limited	Odisha	Indian Energy Exchange	Delhi
30	29-08-2022	0.099000	Maithan Ispat Limited	Odisha	Indian Energy Exchange	Delhi
31	01-08-2022	0.059500	Indian Energy Exchange	Delhi	Radha Smelters Private Limited	Telangana
32	06-08-2022	0.085000	Indian Energy Exchange	Delhi	Radha Smelters Private Limited	Telangana
33	07-08-2022	0.052250	Indian Energy Exchange	Delhi	Radha Smelters Private Limited	Telangana
34	08-08-2022	0.036883	Indian Energy Exchange	Delhi	Radha Smelters Private Limited	Telangana
35	09-08-2022	0.012750	Indian Energy Exchange	Delhi	Radha Smelters Private Limited	Telangana
36	10-08-2022	0.029750	Indian Energy Exchange	Delhi	Radha Smelters Private Limited	Telangana
37	11-08-2022	0.046750	Indian Energy Exchange	Delhi	Radha Smelters Private Limited	Telangana
38	12-08-2022	0.025500	Indian Energy Exchange	Delhi	Radha Smelters Private Limited	Telangana
39	13-08-2022	0.064270	Indian Energy Exchange	Delhi	Radha Smelters Private Limited	Telangana
40	14-08-2022	0.080750	Indian Energy Exchange	Delhi	Radha Smelters Private Limited	Telangana
41	15-08-2022	0.034000	Indian Energy Exchange	Delhi	Radha Smelters Private Limited	Telangana
42	16-08-2022	0.136265	Indian Energy Exchange	Delhi	Radha Smelters Private Limited	Telangana
43	17-08-2022	0.059500	Indian Energy Exchange	Delhi	Radha Smelters Private Limited	Telangana
44	19-08-2022	0.038250	Indian Energy Exchange	Delhi	Radha Smelters Private Limited	Telangana
45	20-08-2022	0.034000	Indian Energy Exchange	Delhi	Radha Smelters Private Limited	Telangana
46	21-08-2022	0.078225	Indian Energy Exchange	Delhi	Radha Smelters Private Limited	Telangana
47	22-08-2022	0.068565	Indian Energy Exchange	Delhi	Radha Smelters Private Limited	Telangana
48	23-08-2022	0.072250	Indian Energy Exchange	Delhi	Radha Smelters Private Limited	Telangana
49	25-08-2022	0.004250	Indian Energy Exchange	Delhi	Radha Smelters Private Limited	Telangana
50	28-08-2022	0.046378	Indian Energy Exchange	Delhi	Radha Smelters Private Limited	Telangana
51	30-08-2022	0.021250	Indian Energy Exchange	Delhi	Radha Smelters Private Limited	Telangana

P.K. Suresh Kumar





Green Day Ahead Power Exchange Transactions of Electricity by Trading Licensees

Name of Trading Licensee: Abja Power Private Limited
 Licence Details: 50/Trading Licence/2011/CERC dated 26th April 2011
 Month: August, 2022

Sr. No.	Date of Delivery (DD-MM-YYYY)	Scheduled Volume under GDAM (MUs)	Purchased From			Sold To			Remarks
			Name of Seller/ Name of PX	Type (Solar/Non- Solar)	State	Name of Buyer/ Name of PX	State	State	
(1)	(2)	(3)	(4)	(5)	(6)	(7)	(8)	(9)	
1	01-08-2022	0.02400	KPR Sugar Mill Limited	Non-Solar	Karnataka	Indian Energy Exchange	Delhi		
2	02-08-2022	0.02400	KPR Sugar Mill Limited	Non-Solar	Karnataka	Indian Energy Exchange	Delhi		
3	03-08-2022	0.02400	KPR Sugar Mill Limited	Non-Solar	Karnataka	Indian Energy Exchange	Delhi		
4	04-08-2022	0.02400	KPR Sugar Mill Limited	Non-Solar	Karnataka	Indian Energy Exchange	Delhi		
5	05-08-2022	0.02400	KPR Sugar Mill Limited	Non-Solar	Karnataka	Indian Energy Exchange	Delhi		
6	06-08-2022	0.01400	KPR Sugar Mill Limited	Non-Solar	Karnataka	Indian Energy Exchange	Delhi		
7	07-08-2022	0.02400	KPR Sugar Mill Limited	Non-Solar	Karnataka	Indian Energy Exchange	Delhi		
8	08-08-2022	0.02400	KPR Sugar Mill Limited	Non-Solar	Karnataka	Indian Energy Exchange	Delhi		
9	09-08-2022	0.02400	KPR Sugar Mill Limited	Non-Solar	Karnataka	Indian Energy Exchange	Delhi		
10	10-08-2022	0.02400	KPR Sugar Mill Limited	Non-Solar	Karnataka	Indian Energy Exchange	Delhi		
11	11-08-2022	0.02400	KPR Sugar Mill Limited	Non-Solar	Karnataka	Indian Energy Exchange	Delhi		
12	12-08-2022	0.02400	KPR Sugar Mill Limited	Non-Solar	Karnataka	Indian Energy Exchange	Delhi		
13	13-08-2022	0.02400	KPR Sugar Mill Limited	Non-Solar	Karnataka	Indian Energy Exchange	Delhi		
14	14-08-2022	0.02400	KPR Sugar Mill Limited	Non-Solar	Karnataka	Indian Energy Exchange	Delhi		
15	15-08-2022	0.02400	KPR Sugar Mill Limited	Non-Solar	Karnataka	Indian Energy Exchange	Delhi		
16	16-08-2022	0.02400	KPR Sugar Mill Limited	Non-Solar	Karnataka	Indian Energy Exchange	Delhi		
17	17-08-2022	0.02000	KPR Sugar Mill Limited	Non-Solar	Karnataka	Indian Energy Exchange	Delhi		
18	21-08-2022	0.02400	KPR Sugar Mill Limited	Non-Solar	Karnataka	Indian Energy Exchange	Delhi		
19	22-08-2022	0.02400	KPR Sugar Mill Limited	Non-Solar	Karnataka	Indian Energy Exchange	Delhi		
20	23-08-2022	0.02400	KPR Sugar Mill Limited	Non-Solar	Karnataka	Indian Energy Exchange	Delhi		
21	24-08-2022	0.02400	KPR Sugar Mill Limited	Non-Solar	Karnataka	Indian Energy Exchange	Delhi		
22	25-08-2022	0.02400	KPR Sugar Mill Limited	Non-Solar	Karnataka	Indian Energy Exchange	Delhi		
23	26-08-2022	0.01400	KPR Sugar Mill Limited	Non-Solar	Karnataka	Indian Energy Exchange	Delhi		
24	27-08-2022	0.02400	KPR Sugar Mill Limited	Non-Solar	Karnataka	Indian Energy Exchange	Delhi		
25	28-08-2022	0.02400	KPR Sugar Mill Limited	Non-Solar	Karnataka	Indian Energy Exchange	Delhi		
26	29-08-2022	0.02400	KPR Sugar Mill Limited	Non-Solar	Karnataka	Indian Energy Exchange	Delhi		
27	30-08-2022	0.02400	KPR Sugar Mill Limited	Non-Solar	Karnataka	Indian Energy Exchange	Delhi		
28	31-08-2022	0.02400	KPR Sugar Mill Limited	Non-Solar	Karnataka	Indian Energy Exchange	Delhi		
29	01-08-2022	0.08880	KM Power Private Limited	Non-Solar	Andhra Pradesh	Indian Energy Exchange	Delhi		
30	02-08-2022	0.08880	KM Power Private Limited	Non-Solar	Andhra Pradesh	Indian Energy Exchange	Delhi		
31	03-08-2022	0.08880	KM Power Private Limited	Non-Solar	Andhra Pradesh	Indian Energy Exchange	Delhi		
32	04-08-2022	0.08880	KM Power Private Limited	Non-Solar	Andhra Pradesh	Indian Energy Exchange	Delhi		
33	05-08-2022	0.08400	KM Power Private Limited	Non-Solar	Andhra Pradesh	Indian Energy Exchange	Delhi		
34	06-08-2022	0.08880	KM Power Private Limited	Non-Solar	Andhra Pradesh	Indian Energy Exchange	Delhi		
35	07-08-2022	0.08880	KM Power Private Limited	Non-Solar	Andhra Pradesh	Indian Energy Exchange	Delhi		
36	08-08-2022	0.08880	KM Power Private Limited	Non-Solar	Andhra Pradesh	Indian Energy Exchange	Delhi		
37	09-08-2022	0.08880	KM Power Private Limited	Non-Solar	Andhra Pradesh	Indian Energy Exchange	Delhi		
38	10-08-2022	0.08880	KM Power Private Limited	Non-Solar	Andhra Pradesh	Indian Energy Exchange	Delhi		
39	11-08-2022	0.08880	KM Power Private Limited	Non-Solar	Andhra Pradesh	Indian Energy Exchange	Delhi		
40	12-08-2022	0.08880	KM Power Private Limited	Non-Solar	Andhra Pradesh	Indian Energy Exchange	Delhi		
41	13-08-2022	0.08880	KM Power Private Limited	Non-Solar	Andhra Pradesh	Indian Energy Exchange	Delhi		

P.K. Suresh Kumar

93	12-08-2022	0.17500	Indian Energy Exchange	Renewable	Delhi	Vasavadatta Cement Prop. Kesorm Industries L	Karnataka
94	13-08-2022	0.14000	Indian Energy Exchange	Renewable	Delhi	Vasavadatta Cement Prop. Kesorm Industries L	Karnataka
95	14-08-2022	0.14500	Indian Energy Exchange	Renewable	Delhi	Vasavadatta Cement Prop. Kesorm Industries L	Karnataka
96	15-08-2022	0.11500	Indian Energy Exchange	Renewable	Delhi	Vasavadatta Cement Prop. Kesorm Industries L	Karnataka
97	16-08-2022	0.05500	Indian Energy Exchange	Renewable	Delhi	Vasavadatta Cement Prop. Kesorm Industries L	Karnataka
98	20-08-2022	0.01500	Indian Energy Exchange	Renewable	Delhi	Vasavadatta Cement Prop. Kesorm Industries L	Karnataka
99	21-08-2022	0.07500	Indian Energy Exchange	Renewable	Delhi	Vasavadatta Cement Prop. Kesorm Industries L	Karnataka
100	24-08-2022	0.03000	Indian Energy Exchange	Renewable	Delhi	Vasavadatta Cement Prop. Kesorm Industries L	Karnataka
		5.34100					

Note:

- (1) Data shall be submitted to the Commission on a monthly basis by 15th of the following month
- (2) Data shall be submitted to the Commission through hard copy to Secretary, CERC and soft copy in an excel sheet by e-mail and through Saudamini portal (E-monitoring)



P.K. Suresh Kumar

Form N Margin

Margin charged by Trading Licensees for Transactions in Green Day Ahead Market on Power Exchanges

Name of Trading Licensee: Abja Power Private Limited

Licence Details: 50/Trading Licence/2011/CERC dated 26th April 2011

Month: August, 2022

Sr. No.	Name of the Client	IEX	PXIL	Remarks
		Margin charged (Rs/kWh)	Margin charged (Rs/kWh)	
(1)	(2)	(3)	(4)	(5)
1	KPR Sugar Mill Limited	0.01	0	
2	KM Power Private Limited	0.03	0	
3	SKJ Power Projects Private Limited	0.02	0	
4	Vasavadatta Cement Prop. Kesorm Industries Ltd.	0.01	0	

Note:

(1) Data shall be submitted to the Commission on a monthly basis by 15th of the following month

(2) Data shall be submitted to the Commission through hard copy to Secretary, CERC and soft copy in an excel sheet by e-mail and through Saudamini portal (E-monitoring)



P.K. Suresh Kumar